

LIQUID LEVEL SWITCHES


Our Liquid Level switches come in a number of sizes and materials for use in a variety of industrial applications and other end-user solutions. Every switch is sealed with our patented “Red Seal” potting, affording submersibility to a NEMA 6 rating.

	Liquid Level Information.....	40
	Liquid Level Switch Selection Guide.....	41
L10	Vertical Brass Buna Temperature-Level Switch	42
L20/L25	Side Mounted Stainless Steel Liquid Level Switch	43
L20/L25	Side Mounted CPVC Plastic Liquid Level Switch	44
L20/L25	Side Mounted Kynar Plastic Liquid Level Switch	45
L20/L25	Side Mounted Polypropylene Liquid Level Switch	46
L30	Vertical Multi-Station Stainless Steel Liquid Level Switch.....	47
L30	Vertical Multi-Station Brass Buna Liquid Level Switch.....	48
L31	Heavy Duty Vertical Multi-Station Stainless Steel Liquid Level Switch.....	49
L40	Vertical Mount 1” Cylinder Stainless Steel Liquid Level Switch ..	50
L40	Vertical Mount 1” Sphere Stainless Steel Liquid Level Switch.....	51
L40	Vertical Mount Brass / Buna Liquid Level Switch.....	52
L40	Vertical Mount CPVC Plastic Liquid Level Switch.....	53
L40	Vertical Mount Kynar Plastic Liquid Level Switch.....	54
L40	Vertical Mount Polypropylene Liquid Level Switch.....	55
L54/L55	Bent Stem Side Mount Stainless Steel Liquid Level Switch	56
L60	Heavy Duty Vertical Mount 2” Sphere Stainless Steel Liquid Level Switch.....	57
L60	Heavy Duty Vertical Mount Brass / Buna Liquid Level Switch	58
L70	Mini Polypropylene Vertical Mount Liquid Level Switch.....	59

Liquid Level Information

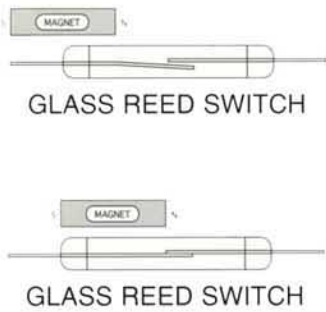


The Whitman Controls full line of quality liquid level switches are factory sealed with our **Red Seal** potting compound, allowing submersibility to a NEMA 6 rating. Every switch meets our high quality standards and rigorous internal testing requirements, providing the end user confidence in the performance of our offering. Our ISO 9001 Certified Quality Management System combined with extensive experience in related products, means greater assurance that Whitman Liquid Level Switches will deliver accuracy and reliability year after year. The National Sanitation Foundation (N.S.F.) has approved our line of liquid level switches for use in food, food handling, potable water, beverage dispensing, and sanitary system components and equipment.

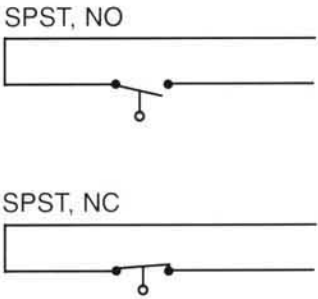


Dry Reed Switch Information

The dry reed switch in our liquid level switches is a single pole single throw (SPST) device that may run either normally open (NO) or normally closed (NC) by reversing the float or the mounting of the switch.



Electrical Ratings – Max Resistive Load AC and DC Except As Noted:			
CONTACT RATING	VOLTS	AMPS AC	AMPS DC
50 VA	0-25	1.5	1.5
	50	0.5	0.5
	120	0.4	0.4
	150 VAC RMS	0.25	
	200 VDC		0.25



Installation Instructions:

While our Red Seal liquid level switches are rugged, care should be given to the tightening of the switches during installation. Here are some simple reminders that will make this process easy and damage free:

Note: Over tightening will damage the threads and cause a leak. Threads damaged by over tightening will not be covered by our Warranty.

1. During installation, use care in tightening the connection.
2. Using an appropriate wrench, turn the switch to approximately ½ to ¾ turn past “hand tight.”
3. This connection can be subjected to a pressure equal to the crush pressure of the float.

Three Year Limited Warranty

The proven quality and reliability of Whitman Controls Corporation Pressure, Vacuum, Liquid Level, and Temperature Switches are backed by our 3 Year Limited Warranty when used in normal operation. Our complete warranty statement is provided with all quotations or is available on request.

Liquid Level Switch Selection Guide

The chart below gives an overview of our liquid level switch product catalog at Whitman, and the functionality of each of our levels. Depending on your minimum liquid specific gravity, wetted materials, temperature range, and maximum system pressure, you will find a switch that will meet your specific needs and exceed your expectations.

SPECIFICATIONS

Liquid Switch Model Number	Min. Liquid Specific Gravity	Wetted Materials	Liquid Temperature Range	Max. System Pressure (PSIG)
L10 Temp-Level	0.75	Brass, Buna, 316 S.S.	-40°F to +180°F (+230°F in oil)	160
L20 / L25 Side Mounted S.S.	0.85	316 Stainless Steel	-40°F to +257°F	500
L20 / L25 Side Mounted CPVC Plastic	0.90	CPVC Plastic	-40°F to +180°F	100
L20 / L25 Side Mounted Kynar Plastic	1.00	Kynar Plastic	-40°F to +180°F	100
L20 / L25 Side Mounted Polypropylene	0.70	Polypropylene	-40°F to +180°F	100
L30 S.S. Multi-Level	0.85	316L Stainless Steel	-40°F to +300°F	1,000
L30 Brass / Buna Multi-Level	0.70	Brass stem, Buna float	-40°F to +180°F (+230°F in oil)	160
L31 S.S. Heavy Duty Multi-Level	0.85	316L Stainless Steel	-40°F to +300°F	975
L40 Vertical Mount 1" Cylinder S.S.	0.90	316L Stainless Steel	-40°F to +300°F	900
L40 Vertical Mount 1" Sphere S.S.	0.85	316L Stainless Steel	-40°F to +300°F	1,000
L40 Vertical Mount Brass / Buna	0.70	Brass stem, Buna float, 316 S.S.	-40°F to +300°F (230°F in oil)	160
L40 Vertical Mount CPVC Plastic	0.85	CPVC Plastic	-40°F to +180°F	100
L40 Vertical Mount Kynar Plastic	1.00	Kynar Plastic	-40°F to +180°F	100
L40 Vertical Mount Polypropylene	0.70	Polypropylene	-40°F to +180°F	100
L54 / L55 Bent Stem Side Mount S.S.	0.90	316L Stainless Steel	-40°F to +300°F	900
L60 Vertical Mount 2" Sphere S.S.	0.80	316L Stainless Steel	-40°F to +300°F	975
L60 Vertical Mount Brass / Buna	0.75	Brass stem, Buna float, 316 S.S.	-40°F to +180°F (+230°F in oil)	160
L70 Mini Polypropylene Vertical Mount	0.77	Polypropylene, Buna	-40°F to +176°F	100

Steps Required for Identifying the Right Liquid Level Switch for your Application:

Step 1: Determine your Liquid Specific Gravity – Ratio of Mass of liquid to mass of equal volume of water

Step 2: Select a float material that is compatible with your Liquid

Step 3: Identify your Maximum System Pressure

Step 4: Select an Optimal Mounting Orientation – Horizontal/Side Mounted, Vertical / Top Mounted, Multi-Level

Step 6: Determine your ideal Fitting

Step 7: Select any Additional Options

Please refer to our website at www.whitmancontrols.com for additional information or contact our engineering department at engineering@whitmancontrols.com.

Limitation of Application Liability:

Whitman Controls Corporation assumes the buyer to be expert in the intended application of Whitman Controls' products. Whitman Controls claims no special expertise in the application of its products in the buyer's equipment. Whitman Controls accepts no responsibility for the buyer's selection and use of Whitman Controls products. Buyer's interpretation and implementation of application suggestions and recommendations by Whitman Controls, general or specific, transmitted verbally or in writing, published or unpublished, is strictly at the buyer's own risk.

Terms and Conditions:

All sales FOB Bristol, CT prepaid and added to the invoice. All prices net. Prices and specifications are subject to change without notice. Terms with established credit are net 30 days. Returns will not be accepted without a return authorization number issued by Whitman Controls. A 30% restocking fee will be charged on all items returned unless merchandise shipped was due to a Whitman Controls error.

International Terms and Conditions:

All sales FOB Bristol, CT. Payment prepaid in U.S. Dollars, on a U.S. Bank or by electronic transfer to a Whitman Controls banking institution.

L10

Vertical Brass Buna Temperature-Level Switch

OVERVIEW

The Whitman Controls L10 Series Vertical Mount Brass Buna Temperature-Level Switches are highly versatile, providing the end-user the ability to control both temperature and liquid level within an application. These switches can be used to set off high/low temperature alarms along with a number of other functions. The buna float can be used in numerous liquids and can survive up to 230°F in oil. The internal thermostats are available from 100°F to 225°F in 25°F increments, with special temperatures available for O.E.M. customers. There are numerous wiring combinations and other options available to afford the end-user extreme functionality.

KEY FEATURES

- Highly versatile with temperature and liquid level control
- Whitman Red Seal potting submersible to a NEMA 6 rating
- Extensive operating temperature range
- SPST availability

SPECIFICATIONS

- **Minimum Liquid Specific Gravity:** 0.75
- **Liquid Temperature range:** -40°F to +180°F (-40°F to +230°F in oil)
- **Temperature Settings:** +100°F to +225°F in 25°F increments
- **Repeatability:** +/- 5°F
- **Max System Pressure:** 160 PSIG
- **Electrical Switch Rating:** 50 VA
- **Weight:** 5.0 oz (approx.)
- **Wetted Materials:** Brass stem, buna float

PERFORMANCE CHARACTERISTICS

	L10 Series
Fitting	1/4" NPT, 5/8" Hex
Wetted Materials	Brass, Buna, 316 SS
Electrical Ratings:	
Level Switch:	50 Volt Amps, 1/4 A at 150 VAC
Temp Switch:	8 Amps at 12 VDC, 2.6 Amps at 120 VAC
Temperature Range	-40°F to +180°F
Minimum Liquid Specific Gravity	0.75
Crush Pressure	160 PSIG
Lead Wires	20 AWG 24" PVC

*Response time is approximately 1°F/second and may vary by media and conditions

CAUTION: Customer Media and environment must be compatible with construction materials as outlined above



PART NUMBER CONSTRUCTION:


LXX	- 06	- C3	- 15	- NX	- XX
↓		↓		↓	↓
		O = Level N/O C = Level N/C		B = Temp N/O C = Temp N/C	
11 = 4 Wire Temp N/O					2 = 100° F
12 = 4 Wire Temp N/C					3 = 125° F
13 = 3 Wire Temp N/O					4 = 150° F
14 = 3 Wire Temp N/C					5 = 175° F
15 = 2 Wire Temp N/O Series					6 = 200° F
16 = 2 Wire Temp N/C Series					7 = 225° F
17 = 2 Wire Temp N/O Parallel					8 = SPECIAL
18 = 2 Wire Temp N/C Parallel					

L20/L25

Side Mounted Stainless Steel Liquid Level Switch

OVERVIEW

The Whitman Controls L20/L25 Series Side Mounted 316L Stainless Steel Liquid Level Switches are commonly used in potable water, hot water, various acids, and in solvents. The side mount provides added versatility, allowing the switch to be used as a high or low level indicator, and stainless steel body provides use up to 500 PSI. These are most often used in many O.E.M. and various other custom industrial applications. These are available with several options as specified by the user.



PERFORMANCE CHARACTERISTICS

	L20 Series	L25 Series
Fitting	1/2" NPT	1/2" BSPT
Wetted Materials	316 SS	316 SS
Electrical Switch Rating	50 VA	50 VA
Temperature Range	-40°F to +257°F	-40°C to +125°C
Minimum Liquid Specific Gravity	0.85	0.85
Crush Pressure	500 PSI	35 BAR
Part Number	L20-02-S2-02-NO	L25-02-S2-02-NO

*Actuation point is roughly midway of float travel in liquid with a specific gravity of approximately 1.0

CAUTION: Customer Media and environment must be compatible with construction materials as outlined above

KEY FEATURES

- Whitman Red Seal potting submersible to a NEMA 6 rating
- 316 / 316L Stainless steel stem and float
- Side mounted
- Extensive operating temperature range
- SPST availability

SPECIFICATIONS

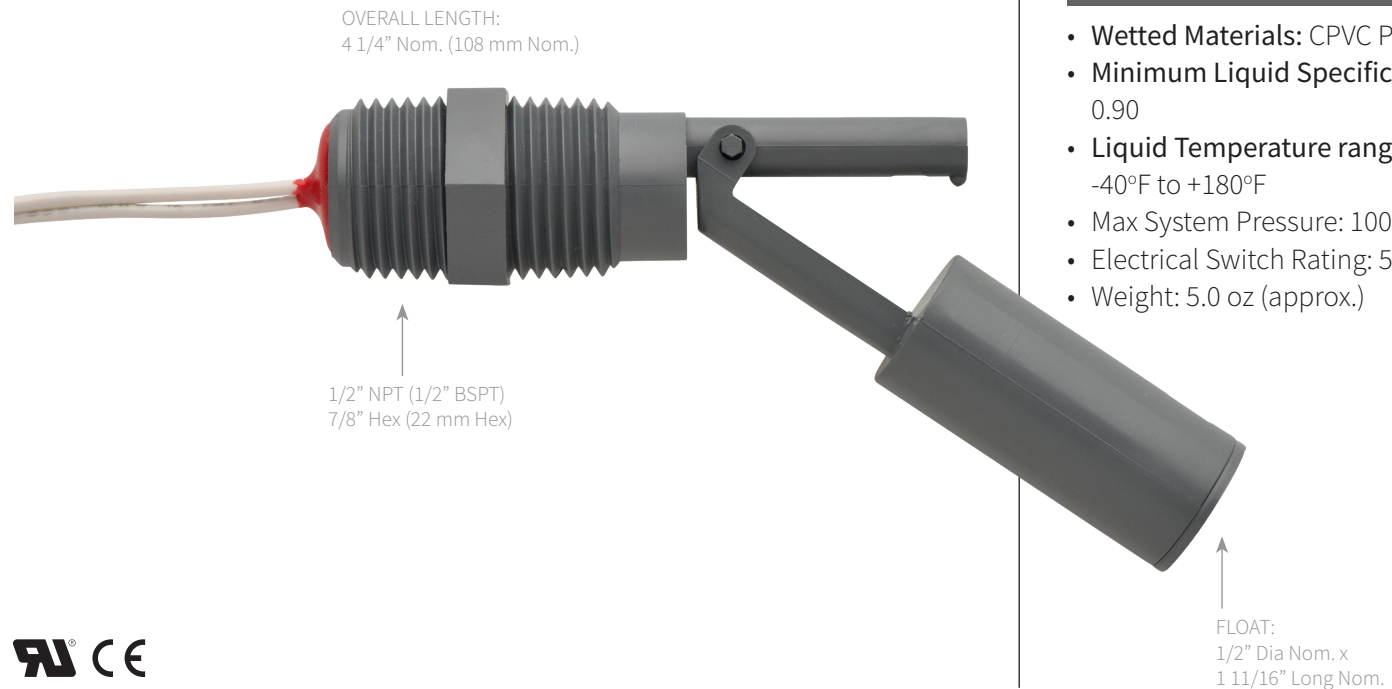
- **Wetted Materials:** 316 / 316L Stainless Steel
- **Minimum Liquid Specific Gravity:** 0.85
- **Liquid Temperature range:** -40°F to +300°F
- Max System Pressure: 500 PSIG
- Electrical Switch Rating: 50 VA
- Weight: 5.0 oz (approx.)

L20/L25

Side Mounted CPVC Plastic Liquid Level Switch

OVERVIEW

The Whitman Controls L20/L25 Series Side Mounted CPVC Plastic Liquid Level Switches are typically used in water and potable water applications. The side mount provides added versatility, allowing the switch to be used as a high or low level indicator, and plastic body provides use up to 100 PSI. These are most often used in many O.E.M. and various other custom industrial applications. These are available with several options as specified by the user.



PERFORMANCE CHARACTERISTICS

	L20 Series	L25 Series
Fitting	1/2" NPT	1/2" BSPT
Wetted Materials	CPVC	CPVC
Electrical Switch Rating	50 VA	50 VA
Temperature Range	-40°F to +180°F	-40°C to +82°C
Minimum Liquid Specific Gravity	0.90	0.90
Crush Pressure	100 PSI	7 BAR
Lead Wires	20 AWG 24" PVC	20 AWG 600mm PVC
Part Number	L20-16-S1-16-NO	L25-16-S1-16-NO

*Actuation point is roughly midway of float travel in liquid with a specific gravity of approximately 1.0

CAUTION: Customer Media and environment must be compatible with construction materials as outlined above

KEY FEATURES

- Whitman Red Seal potting submersible to a NEMA 6 rating
- CPVC Plastic
- Side mounted
- Extensive operating temperature range
- SPST availability

SPECIFICATIONS


- **Wetted Materials:** CPVC Plastic
- **Minimum Liquid Specific Gravity:** 0.90
- **Liquid Temperature range:** -40°F to +180°F
- Max System Pressure: 100 PSIG
- Electrical Switch Rating: 50 VA
- Weight: 5.0 oz (approx.)

L20/L25

Side Mounted Kynar Plastic Liquid Level Switch

OVERVIEW

The Whitman Controls L20/L25 Series Side Mounted Kynar Plastic Liquid Level Switches are typically used with solvents and certain bases. The side mount provides added versatility, allowing the switch to be used as a high or low level indicator, and plastic body provides use up to 100 PSI. These are most often used in many O.E.M. and various other custom industrial applications. These are available with several options as specified by the user.



KEY FEATURES

- Whitman Red Seal potting submersible to a NEMA 6 rating
- Kynar Plastic
- Side mounted
- Extensive operating temperature range
- SPST availability

SPECIFICATIONS

- **Wetted Materials:** Kynar Plastic
- **Minimum Liquid Specific Gravity:** 1.00
- **Liquid Temperature range:** -40°F to +180°F
- Max System Pressure: 100 PSIG
- Electrical Switch Rating: 50 VA
- Weight: 5.0 oz (approx.)

PERFORMANCE CHARACTERISTICS

	L20 Series	L25 Series
Fitting	1/2" NPT	1/2" BSPT
Wetted Materials	Kynar	Kynar
Eletrical Switch Rating	50 VA	50 VA
Temperature Range	-40°F to +180°F	-40°C to +82°C
Minimum Liquid Specific Gravity	1.00	1.00
Crush Pressure	100 PSI	7 BAR
Lead Wires	20 AWG 24" PVC	20 AWG 600mm PVC
Part Number	L20-17-S1-17-NO	L25-17-S1-17-NO


**Actuation point is roughly midway of float travel in liquid with a specific gravity of approximately 1.0*
CAUTION: Customer Media and environment must be compatible with construction materials as outlined above

L20/L25

Side Mounted Polypropylene Liquid Level Switch

OVERVIEW

The Whitman Controls L20/L25 Series Side Mounted Polypropylene Liquid Level Switches are among the most versatile and durable of the side-mounted liquid level switch line. The polypropylene wetted material makes the switch highly compatible with numerous liquids from acids, to water, to bases. The side mount provides added versatility, allowing the switch to be used as a high or low level indicator, and plastic body provides use up to 100 PSI. These are most often used in many O.E.M. applications. These are available with several options as specified by the user.



PERFORMANCE CHARACTERISTICS

	L20 Series	L25 Series
Fitting	1/2" NPT	1/2" BSPT
Wetted Materials	Polypropylene	Polypropylene
Electrical Switch Rating	50 VA	50 VA
Temperature Range	-40°F to +180°F	-40°C to +82°C
Minimum Liquid Specific Gravity	0.70	0.70
Crush Pressure	100 PSI	7 BAR
Lead Wires	20 AWG 24" PVC	20 AWG 600mm PVC
Part Number	L20-20-S1-20-NO	L25-20-S1-20-NO

*Actuation point is roughly midway of float travel in liquid with a specific gravity of approximately 1.0

CAUTION: Customer Media and environment must be compatible with construction materials as outlined above

KEY FEATURES

- Whitman Red Seal potting submersible to a NEMA 6 rating
- Polypropylene
- Side mounted
- Extensive operating temperature range
- SPST availability

SPECIFICATIONS

- **Wetted Materials:** Polypropylene
- **Minimum Liquid Specific Gravity:** .70
- **Liquid Temperature range:** -40°F to +180°F
- Max System Pressure: 100 PSIG
- Electrical Switch Rating: 50 VA
- Weight: 5.0 oz (approx.)

L30

Vertical Multi-Station Stainless Steel Liquid Level Switch

OVERVIEW

The Whitman Controls L30 Series Vertical Multi-Station Stainless Steel Liquid Level Switches provide the user with as many as five level control points and up to 48" in overall length. The structure allows these switches to be mounted at the top or bottom of a tank. It can be fully customized to meet various tank sizes and switch requirements, and has assorted reversible polarities and wiring possibilities. These are most commonly found in potable water, hot water, acids, and various solvent applications.

KEY FEATURES

- Whitman Red Seal potting submersible to a NEMA 6 rating
- 316L Stainless Steel
- Up to 5 level control points
- Up to 48" in overall length
- Reversible polarities & wiring possibilities

SPECIFICATIONS

- **Wetted Materials:** 316L Stainless Steel
- **Fitting:** 1/8" NPT or 1 1/2" NPT
- **Minimum Liquid Specific Gravity:** 0.85
- **Liquid Temperature range:** -40°F to +300°F
- **Max System Pressure:** 1,000 PSIG
- **Electrical Switch Rating:** 50 VA
- **Weight:** Varies based on length and number of floats



Up to 48" Overall Length
Up to 5 Control Points

Please consult factory directly for specification and customization.

**Actuation point is roughly midway of float travel in liquid with a specific gravity of approximately 1.0*

CAUTION: Customer Media and environment must be compatible with construction materials as outlined above



L30

Vertical Multi-Station Brass / Buna Liquid Level Switch

OVERVIEW

The Whitman Controls L30 Series Vertical Multi-Station Brass Buna Liquid Level Switches provide the user with as many as five level control points and up to 48" in overall length. The structure allows these switches to be mounted at the top or bottom of a tank. It can be fully customized to meet various tank sizes and switch requirements, and has assorted reversible polarities and wiring possibilities. These are most commonly used with oil, gasoline, hydraulic oil, and jet fuel. The buna float can be used in oil in temperatures up to 230°F.

KEY FEATURES

- Whitman Red Seal potting submersible to a NEMA 6 rating
- Brass Stem and Buna floats
- Up to 5 level control points
- Up to 48" in overall length
- Reversible polarities & wiring possibilities

SPECIFICATIONS

- **Wetted Materials:** Brass stem, Buna floats
- **Fitting:** 1/8" NPT or 1 1/2" NPT
- **Minimum Liquid Specific Gravity:** 0.70
- **Liquid Temperature range:** -40°F to +180°F (Up to 230°F in oil)
- **Max System Pressure:** 160 PSIG
- **Electrical Switch Rating:** 50 VA
- **Weight:** Varies based on length and number of floats



Please consult factory directly for specification and customization.

**Actuation point is roughly midway of float travel in liquid with a specific gravity of approximately 1.0*

CAUTION: Customer Media and environment must be compatible with construction materials as outlined above

L31

Heavy Duty Vertical Multi-Station Stainless Steel Liquid Level Switch

OVERVIEW

The Whitman Controls L31 Series Heavy Duty Vertical Multi-Station Stainless Steel Liquid Level Switches provide the user with as many as six level control points and up to 72" in overall length. The structure allows these switches to be mounted at the top or bottom of a tank. It can be fully customized to meet various tank size and switch requirements, and has assorted reversible polarities and wiring possibilities. These are most commonly found in potable water, hot water, acids, and various solvent applications.

KEY FEATURES

- Whitman Red Seal potting submersible to a NEMA 6 rating
- 316L Stainless Steel
- Up to 7 level control points
- Up to 72" in overall length
- Reversible polarities & wiring possibilities

SPECIFICATIONS

- **Wetted Materials:** 316 / 316L Stainless Steel
- **Fitting:** ½" NPT, 2" NPT, or 3" 150# Flange
- **Minimum Liquid Specific Gravity:** 0.85
- **Liquid Temperature range:** -40°F to +300°F
- **Max System Pressure:** 975 PSIG
- **Electrical Switch Rating:** 50 VA
- **Weight:** Varies based on length and number of floats

Please consult factory directly for specification and customization.

**Actuation point is roughly midway of float travel in liquid with a specific gravity of approximately 1.0*

CAUTION: Customer Media and environment must be compatible with construction materials as outlined above



Up to 72" Overall Length
Up to 6 Control Points



L40

Vertical Mount 1" Cylinder Stainless Steel Liquid Level Switch

OVERVIEW


The Whitman Controls L40 Series Vertical Mount 1" Cylinder Stainless Steel Liquid Level Switch has both a stainless steel stem and float affording the user high performance and versatility. These levels are most commonly seen in OEM and various other industrial applications. These are used in potable water, hot water, and in various acids and solvents as the Whitman Red Seal potting affords submergibility to a NEMA 6 rating.

KEY FEATURES

- Whitman Red Seal potting submersible to a NEMA 6 rating
- 316L Stainless steel stem and float
- Extensive operating temperature range
- SPST availability

SPECIFICATIONS

- **Wetted Materials:** 316L Stainless Steel
- **Minimum Liquid Specific Gravity:** 0.80
- **Liquid Temperature range:** -40°F to +300°F
- **Max System Pressure:** 900 PSIG
- **Electrical Switch Rating:** 50 VA
- **Weight:** 5.0 oz (approx.)



PERFORMANCE CHARACTERISTICS

	L40 Series
Fitting	1/8" NPT
Wetted Materials	316L SS
Electrical Switch Rating	50 VA
Temperature Range	-40°F to +257°F
Minimum Liquid Specific Gravity	0.90
Crush Pressure	900 PSI
Lead Wires	20 AWG 24" PVC
Part Number	L40-02-C1-02-NO

*Actuation point is roughly midway of float travel in liquid with a specific gravity of approximately 1.0

CAUTION: Customer Media and environment must be compatible with construction materials as outlined above

L40

Vertical Mount 1" Sphere Stainless Steel Liquid Level Switch

OVERVIEW


The Whitman Controls L40 Vertical Mount 1" Sphere Stainless Steel Liquid Level Switches have both a stainless steel stem and float affording the user high performance and versatility. These levels differ from their L40 cylinder cousin in that they feature a 1" sphere float and can withstand a greater crush pressure up to 1,000 PSI (69 BAR). These levels are most commonly seen in OEM and various other industrial applications. These are used in potable water, hot water, and in various acids and solvents as the Whitman Red Seal potting affords submergibility to a NEMA 6 rating.

KEY FEATURES

- Whitman Red Seal potting submersible to a NEMA 6 rating
- 316L Stainless steel stem and float
- 1" sphere float
- Extensive operating temperature range
- SPST availability

SPECIFICATIONS

- **Wetted Materials:** 316L Stainless Steel
- **Minimum Liquid Specific Gravity:** 0.77
- **Liquid Temperature range:** -40°F to +300°F
- **Max System Pressure:** 1,000 PSIG
- **Electrical Switch Rating:** 50 VA
- **Weight:** 5.0 oz (approx.)
- **Float:** Spherical, 1" Diameter



PERFORMANCE CHARACTERISTICS

	L40 Series
Fitting	1/8" NPT
Wetted Materials	316L SS
Electrical Switch Rating	50 VA
Temperature Range	-40°F to +257°F
Minimum Liquid Specific Gravity	0.85
Crush Pressure	1000 PSI
Lead Wires	20 AWG 24" PVC
Part Number	L40-02-R1-02-NO

*Actuation point is roughly midway of float travel in liquid with a specific gravity of approximately 1.0

CAUTION: Customer Media and environment must be compatible with construction materials as outlined above



L40

Vertical Mount Brass/Buna Liquid Level Switch

OVERVIEW

The Whitman Controls L40 Series Vertical Mount Brass/Buna Liquid Level Switches are most commonly seen in OEM applications and other industrial inputs. The brass stem and buna float makes the switch ideal for oil, gasoline, hydraulic oil, and jet fuel applications, and can survive to 230°F in oil.

KEY FEATURES

- Whitman Red Seal potting submersible to a NEMA 6 rating
- Brass stem, Buna float
- Extensive operating temperature range
- SPST availability

SPECIFICATIONS

- **Wetted Materials:** Brass stem, Buna float, 316 Stainless Steel
- **Minimum Liquid Specific Gravity:** 0.70
- **Liquid Temperature range:** -40°F to +180°F (230°F / 110°C in oil)
- **Max System Pressure:** 160 PSIG
- **Electrical Switch Rating:** 50 VA
- **Weight:** 5.0 oz (approx.)
- **Float:** Cylindrical, 1" Diameter


PERFORMANCE CHARACTERISTICS

	L40 Series
Fitting	1/8" NPT
Wetted Materials	Brass, Buna, 316 SS
Electrical Switch Rating	50 VA
Temperature Range	-40°F to +180°F**
Minimum Liquid Specific Gravity	0.70
Crush Pressure	160 PSI
Lead Wires	20 AWG 24" PVC
Part Number	L40-06-C1-15-NO

*Actuation point is roughly midway of float travel in liquid with a specific gravity of approximately 1.0

** Unit is rated to 230°F / 110°C in oil

CAUTION: Customer Media and environment must be compatible with construction materials as outlined above



L40

Vertical Mount CPVC Plastic Liquid Level Switch

OVERVIEW

The Whitman Controls L40 Series Vertical Mount CPVC Plastic Liquid Level Switches are light-weight typically used in water and potable water applications. Despite the size and weight, these levels are durable to 100 PSIG and submersible to a NEMA 6 rating. They can be used in numerous O.E.M. and various other industrial applications and are available with numerous options.

KEY FEATURES

- Whitman Red Seal potting submersible to a NEMA 6 rating
- CPVC Plastic
- Extensive operating temperature range
- SPST availability

SPECIFICATIONS


- **Wetted Materials:** CPVC – Gray
- **Minimum Liquid Specific Gravity:** 0.85
- **Liquid Temperature range:** -40°F to +180°F
- **Max System Pressure:** 100 PSIG
- **Electrical Switch Rating:** 50 VA
- **Weight:** 5.0 oz (approx.)

PERFORMANCE CHARACTERISTICS

	L40 Series
Fitting	1/8" NPT
Wetted Materials	CPVC
Electrical Switch Rating	50 VA
Temperature Range	-40°F to +180°F
Minimum Liquid Specific Gravity	0.85
Crush Pressure	100 PSI
Lead Wires	20 AWG 24" PVC
Part Number	L40-16-C1-16-NO

*Actuation point is roughly midway of float travel in liquid with a specific gravity of approximately 1.0

CAUTION: Customer Media and environment must be compatible with construction materials as outlined above



L40

Vertical Mount Kynar Plastic Liquid Level Switch

OVERVIEW

The Whitman Controls L40 Series Vertical Mount Kynar Plastic Liquid Level Switches are light-weight levels typically used in solvents and certain bases. The switch can be subjected to 100 PSIG and the Whitman Red Seal potting makes the switch submersible to a NEMA 6 rating. They can be applied to numerous O.E.M. and various other industrial applications and are available with a number of options.

KEY FEATURES

- Whitman Red Seal potting submersible to a NEMA 6 rating
- Kynar Plastic
- Extensive operating temperature range
- SPST availability

SPECIFICATIONS

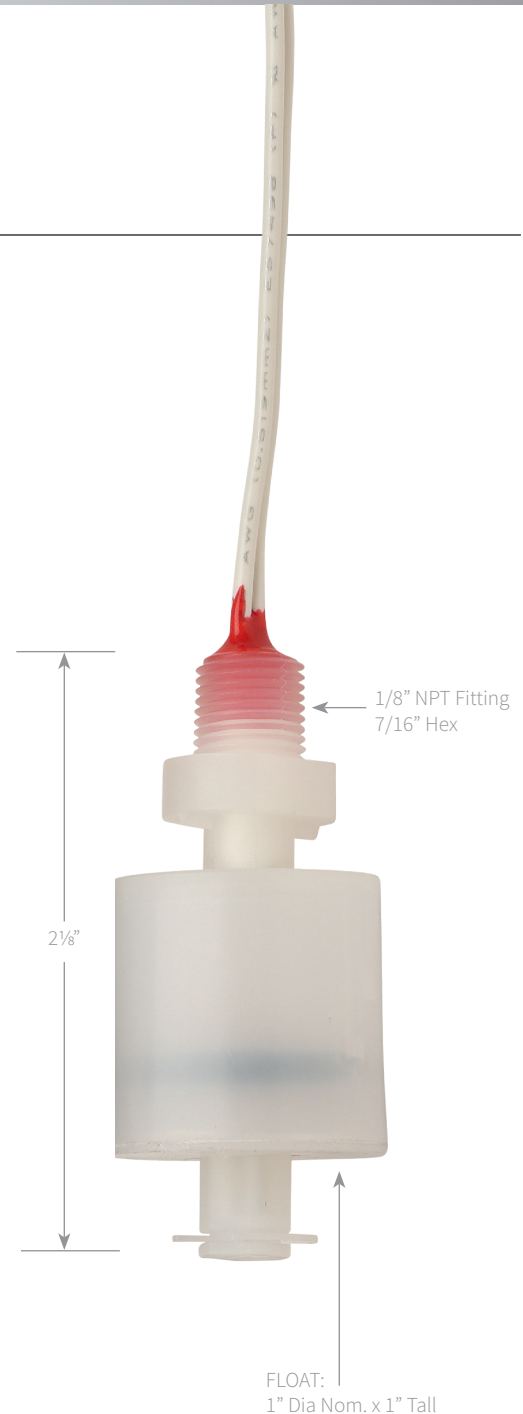
- **Wetted Materials:** Kynar – White
- **Minimum Liquid Specific Gravity:** 1.00
- **Liquid Temperature range:** -40°F to +180°F
- **Max System Pressure:** 100 PSIG
- **Electrical Switch Rating:** 50 VA
- **Weight:** 5.0 oz (approx.)

PERFORMANCE CHARACTERISTICS

	L40 Series
Fitting	1/8" NPT
Wetted Materials	Kynar
Electrical Switch Rating	50 VA
Temperature Range	-40°F to +180°F
Minimum Liquid Specific Gravity	1.00
Crush Pressure	100 PSI
Lead Wires	20 AWG 24" PVC
Part Number	L40-17-C1-17-NO

*Actuation point is roughly midway of float travel in liquid with a specific gravity of approximately 1.0

CAUTION: Customer Media and environment must be compatible with construction materials as outlined above



L40

Vertical Mount Polypropylene Liquid Level Switch

OVERVIEW

The Whitman Controls L40 Series Vertical Mount Polypropylene Plastic Liquid Level Switches are among the most versatile and durable of the vertical liquid level switch line. The polypropylene wetted material makes the switch highly compatible with numerous liquids from acids, to water, to bases. These can be used in numerous O.E.M. and various other industrial applications and are available with numerous options.

KEY FEATURES

- Whitman Red Seal potting submersible to a NEMA 6 rating
- Polypropylene Plastic
- Extensive operating temperature range
- SPST availability

SPECIFICATIONS


- **Wetted Materials:** Polypropylene – Blue
- **Minimum Liquid Specific Gravity:** 0.70
- **Liquid Temperature range:** -40°F to +180°F
- **Max System Pressure:** 100 PSIG
- **Electrical Switch Rating:** 50 VA
- **Weight:** 5.0 oz (approx.)

PERFORMANCE CHARACTERISTICS

	L40 Series
Fitting	1/8" NPT
Wetted Materials	Polypropylene
Electrical Switch Rating	50 VA
Temperature Range	-40°F to +180°F
Minimum Liquid Specific Gravity	0.70
Crush Pressure	100 PSI
Lead Wires	20 AWG 24" PVC
Part Number	L40-20-C1-20-NO

*Actuation point is roughly midway of float travel in liquid with a specific gravity of approximately 1.0

CAUTION: Customer Media and environment must be compatible with construction materials as outlined above



L54/L55

Bent Stem Side Mount Stainless Steel Liquid Level Switch

OVERVIEW

The Whitman Controls L54/L55 Series Bent Stem Side Mount Stainless Steel Liquid Level Switches have 3/8"-24 straight thread (L54) or 1/8" NPT thread (L55) fittings allowing for insertion into the sides of topless tanks and for vertical actuation. The stainless steel wetted material in addition to the bent stem provide for maximum versatility and use across numerous applications. They are most commonly used in potable water, acids, and various solvents.

KEY FEATURES

- Side mounted with the ability to actuate vertically
- 316L Stainless steel stem and float
- Whitman Red Seal potting submersible to a NEMA VI rating
- Extensive operating temperature range
- SPST availability

SPECIFICATIONS

- **Wetted Materials:** 316L Stainless Steel
- **Minimum Liquid Specific Gravity:** 0.90
- **Liquid Temperature range:** -40°F to +300°F
- **Max System Pressure:** 900 PSIG
- **Electrical Switch Rating:** 50 VA
- **Weight:** 5.0 oz (approx.)



(Shown: L55 with 1/8" NPT)



PERFORMANCE CHARACTERISTICS

	L54 Series	L55 Series
Fitting	3/8"-24 UNF 2A Thread	1/8" NPT
Wetted Materials	316L SS	316L SS
Electrical Switch Rating	50 VA	50 VA
Temperature Range	-40°F to +257°F	-40°C to +257°C
Minimum Liquid Specific Gravity	0.90	0.90
Crush Pressure	400 PSI	400 PSI
Lead Wires	20 AWG 24" PVC	20 AWG 24" PVC
Part Number	L54-02-C1-02-NO	L55-02-C1-02-NO

*Actuation point is roughly midway of float travel in liquid with a specific gravity of approximately 1.0
CAUTION: Customer Media and environment must be compatible with construction materials as outlined above

L60

Heavy Duty Vertical Mount 2" Sphere Stainless Steel Liquid Level Switch

OVERVIEW

The Whitman Controls L60 Series Heavy Duty Vertical Mount 2" Sphere Stainless Steel Liquid Level switch consists of a stainless steel stem and float which afford the end user maximum versatility in functionality and operating environment. These levels can withstand system pressure to 975 PSIG (67 BAR) and an extensive temperature operating range. They are commonly used in potable water, hot water, and in various acids and solvents.

KEY FEATURES

- 316L Stainless steel stem and float affording maximum versatility
- Whitman Red Seal potting submersible to a NEMA VI rating
- Extensive operating temperature range
- SPST availability

SPECIFICATIONS


- **Wetted Materials:** 316L Stainless Steel
- **Minimum Liquid Specific Gravity:** 0.80
- **Liquid Temperature range:** -40°F to +300°F
- **Max System Pressure:** 975 PSIG
- **Electrical Switch Rating:** 50 VA
- **Weight:** 5.0 oz (approx.)

PERFORMANCE CHARACTERISTICS

	L60 Series
Fitting	1/4" NPT
Wetted Materials	316L SS
Electrical Switch Rating	50 VA
Temperature Range	-40°F to +257°F
Minimum Liquid Specific Gravity	0.80
Crush Pressure	975 PSI
Lead Wires	20 AWG 24" PVC
Part Number	L60-02-R2-02-NO

*Actuation point is roughly midway of float travel in liquid with a specific gravity of approximately 1.0

CAUTION: Customer Media and environment must be compatible with construction materials as outlined above



L60

Heavy Duty Vertical Mount Brass/Buna Liquid Level Switch

OVERVIEW

The Whitman Controls Heavy Duty Vertical Mount Brass/Buna Liquid Level Switch is constructed with a brass stem and buna float, which allows these switches to operate in harsh, high temperature environments relative to its stainless steel cousin. The unit is rated to 230°F /110°F in oil. The L60 is commonly used in oil, gasoline, hydraulic oil, and jet fuel applications, and can survive up to 230°F in oil.

KEY FEATURES

- Brass stem and buna float
- Whitman Red Seal potting submersible to a NEMA VI rating
- Extensive operating temperature range
- SPST availability

SPECIFICATIONS

- **Wetted Materials:** Brass stem, Buna float, 316L Stainless Steel
- **Minimum Liquid Specific Gravity:** 0.75
- **Liquid Temperature range:** -40°F to +180°F (230°F / 110°C in oil)
- **Max System Pressure:** 160 PSIG
- **Electrical Switch Rating:** 50 VA
- **Weight:** 5.0 oz (approx.)
- **Float:** Cylindrical, 2" Diameter

PERFORMANCE CHARACTERISTICS

	L60 Series
Fitting	1/4" NPT
Wetted Materials	Brass, Buna, 316 SS
Electrical Switch Rating	50 VA
Temperature Range	-40°F to +180°F
Minimum Liquid Specific Gravity	0.75
Crush Pressure	160 PSI
Lead Wires	20 AWG 24" PVC
Part Number	L60-06-C3-15-NO

*Actuation point is roughly midway of float travel in liquid with a specific gravity of approximately 1.0

CAUTION: Customer Media and environment must be compatible with construction materials as outlined above



L70

Mini Polypropylene Vertical Mount Liquid Level Switch

OVERVIEW


The Whitman Controls L70 Series Mini Polypropylene Vertical Mount Liquid Level Switches are miniature in size, allowing for use across a wide range of industrial applications. These liquid levels are highly compatible with numerous liquids from acids to waters to bases. They are normally open-only switches for O.E.M. applications and are available with 1/8" NPT and 3/8-16 straight threads.

KEY FEATURES

- Miniature size, allowing for use across a number of applications
- Brass stem and buna float
- Whitman Red Seal potting submersible to a NEMA VI rating
- Polypropylene plus FDA Foaming Agent float
- Extensive operating temperature range
- SPST availability

SPECIFICATIONS

- **Wetted Materials:** Polypropylene & Buna
- **Float:** Polypropylene plus FDA Foaming Agent
- **Fitting:** 1/8" NPT or 3/8-16 UNC Straight
- **Minimum Liquid Specific Gravity:** 0.77
- **Liquid Temperature range:** -40°F to +176°F
- **Max System Pressure:** 100 PSIG
- **Electrical Switch Rating:** 50 VA Normally Open (N.O.) Dry
- **Weight:** 1.0 oz (approx.)



PERFORMANCE CHARACTERISTICS

	L70-1/8 NPT Series	L70-3/8-16 Series
Fitting	1/8" NPT Pipe Thread	3/8-16 UNC Straight
Wetted Materials (Stem & O-Ring)	Polypropylene, Buna	Polypropylene, Buna
Wetted Materials (Float)	Polypropylene, FDA foaming agent	Polypropylene, FDA foaming agent
Electrical Switch Rating	50 VA Normally Open (N.O.) Dry	50 VA
Temperature Range	-40°F to +176°F	-40°F to +176°F
Minimum Liquid Specific Gravity	0.77	0.77
Crush Pressure	100 PSIG	100 PSIG
Lead Wires	24 AWG Teflon 24"	24 AWG Teflon 24"

*Actuation point is roughly midway of float travel in liquid with a specific gravity of approximately 1.0

CAUTION: Customer Media and environment must be compatible with construction materials as outlined above